

Children in the 'Trillion Dollar Economy' Budget for Children 2019-20



HAQ: Centre for Child Rights
B-1/2, Ground Floor, Malviya Nagar, New Delhi-110017
Phone: 011- 26677412/41077977; Fax- 011-26674688
Website: www.haqcrc.org; Email: info@haqcrc.org

37 per cent of the country's population are children. Yet, Ms. Nirmala Sithraman, the first woman Finance Minister of India presented her budget and did not mention children at all! Lest we forget, they are CITIZENS TODAY!

This is where India stands in the Save the Children's Global Childhood Report 2019

- **India ranks 113 of 176 countries**
- **Child mortality rate reduced by 55%** in the last two decades in India. It was 88 deaths per 1,000 live births in year 2000 now it was recorded 39 deaths per 1,000 live births in 2017.
- **India's performance is better than Pakistan (74.9)** only while Sri Lanka (8.8), China (9.3), Bhutan (30.8), Nepal (33.7) and Bangladesh (32.4) have all outperformed India.
- **Low height for age, among children below age five, fell 25% globally** from 198 million children to 149 million between 2000 and 2019.
- **In India about 38% of children under five were stunted**, the second-worst performance compared to its neighbours after Pakistan (40.8%). China (6%) had the lowest rate in the region, followed by Nepal (13.8%), Sri Lanka (17.3%), Bangladesh (17.4%) and Bhutan (19.1%).
- Despite efforts at giving free universal education about **20% of them (aged 8-16) were still out of school as of 2018.**
- **India halved its number of child marriages in 18 years to 2018**, while marriage rates for the poorest girls fell at least as much as for everyone else.

Source: <https://www.jagranjosh.com/current-affairs/end-of-childhood-index-india-ranks-113-of-176-countries-1560235076-1>

Budget for Children – Highlights

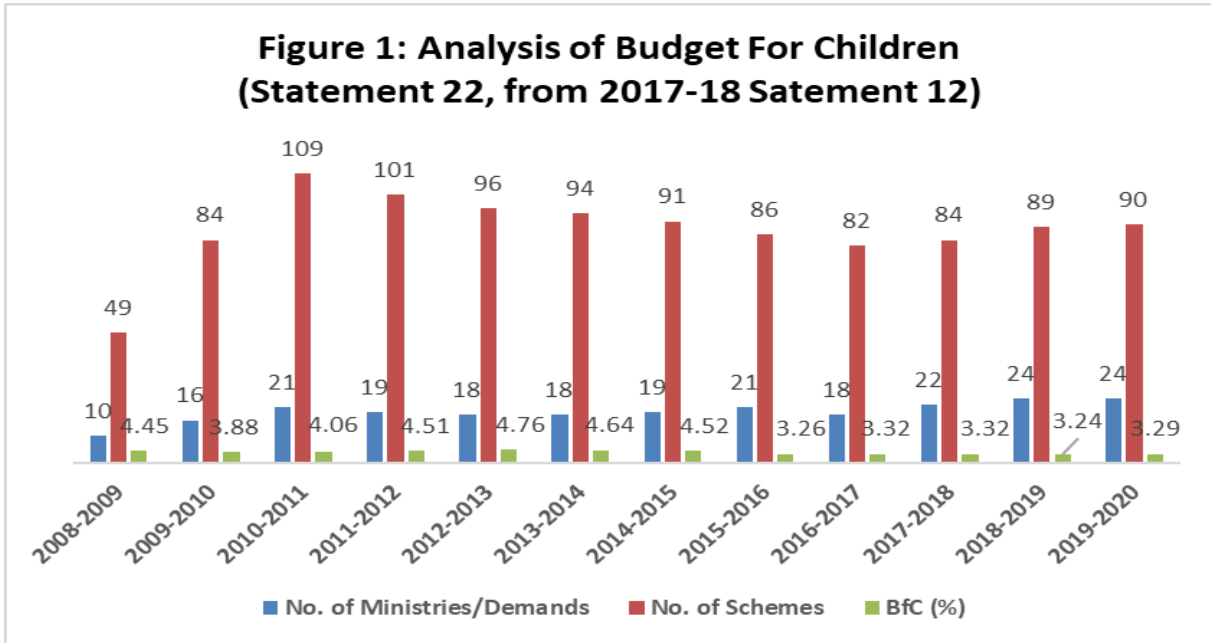
This analysis of the budget for children (BfC) in Budget 2019-20 is based on the estimates in Statement 12, Expenditure Budget.

Statement 12 the Budget Circular 2019-20

*“13.5 Statement No. 12 Schemes for the Welfare of Children - Recognizing that children under 18 years of age constitutes a significant percentage of the Indian population, the Government is committed to their welfare and development. Statement No. 12 in Expenditure Profile reflects the Budget provisions of schemes that are substantially meant for the welfare of the children. The provisions in this statement indicate educational outlays, provisions for the girl child, health and provisions for child protection etc. Financial Advisers should ensure that the data in this regard is entered electronically in the UBIS. A copy may also be sent to Budget Division for reconciliation along with SBE. **The figures against schemes provided for BE 2018-19 in the Statement shall be matched with the figures entered for the Statement in the previous year's Budget document.** All Ministries/ Departments shall scrutinize their schemes and identify programmes/ schemes that aim at welfare of children, along with their budgeted provision, for inclusion in Statement No.12, Expenditure Profile in the enclosed proforma (Appendix-XXV).”*

Although the share of budget for children in the Union Budget is not increasing, there is an increasing commitment to mainstreaming of child budgeting that can be seen. Also important is the inclusion of Actual Expenditure figures along with the estimates.

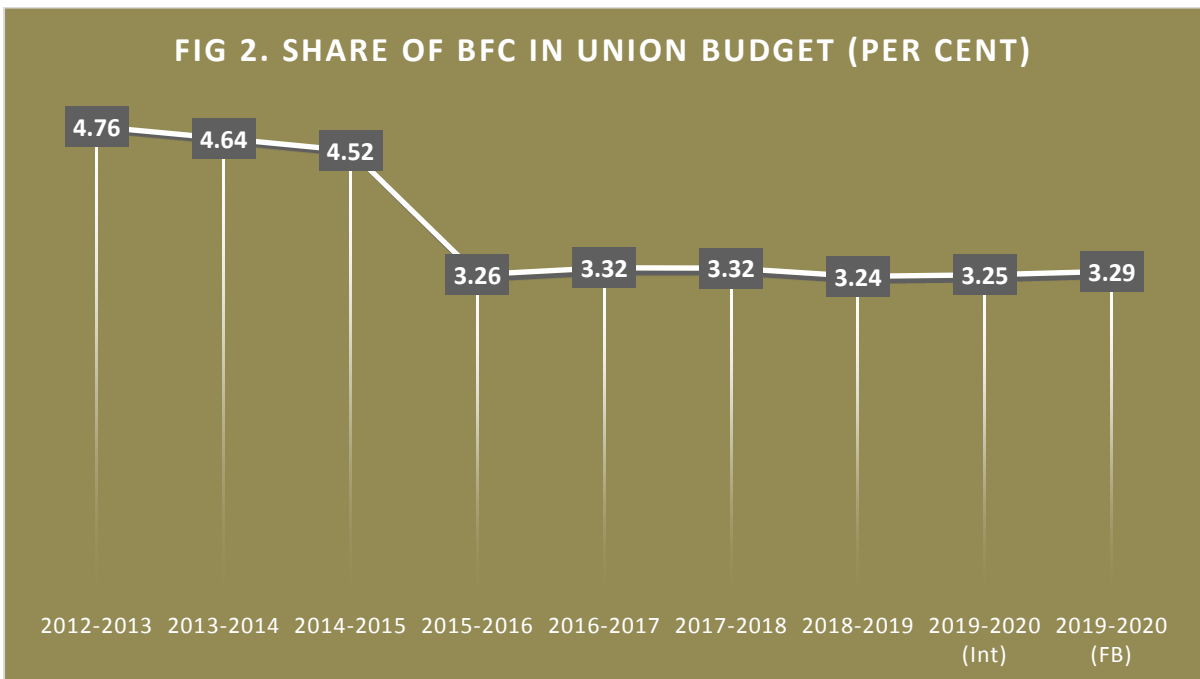
**Figure 1: Analysis of Budget For Children
(Statement 22, from 2017-18 Statement 12)**



The share for children in this budget remains 3.2 percent of the total Union Budget, which is less than the equally low share that the National Plan of Action for Children 2016 had recommended.

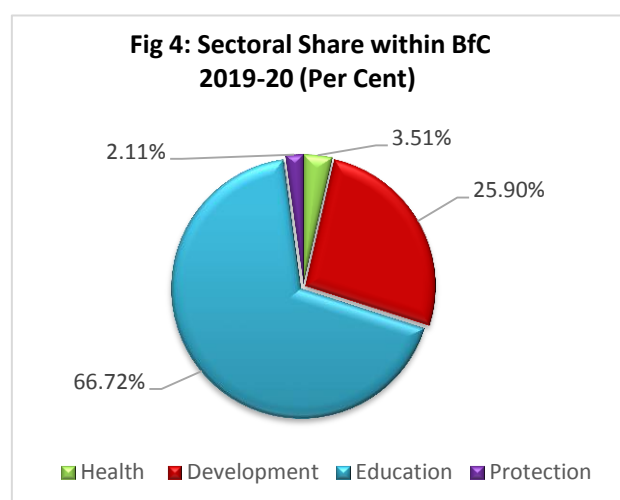
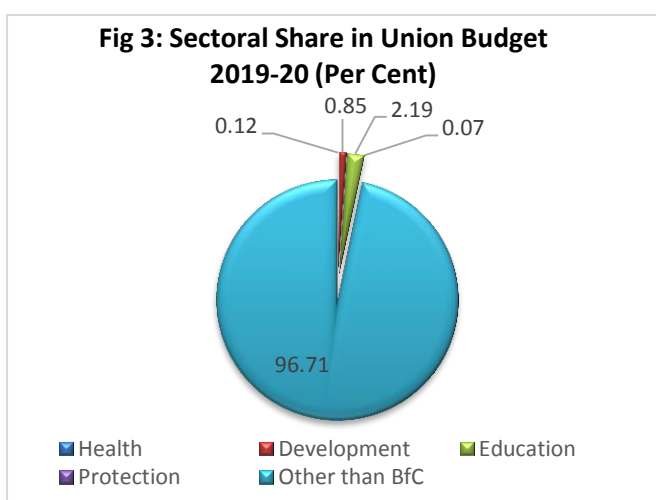
.....over the years this commitment has got diluted and the percentage of child budget has decreased from 5.71 per cent in 2008–09 to 3.32 per cent in 2015–16 (BE). It is recommended that at least 5 per cent of the Union Budget must be spent on schemes and programmes directly related to children....

FIG 2. SHARE OF BFC IN UNION BUDGET (PER CENT)



The share of all the sectors, except child protection too sees a fall over the years. This of course is always traced back to the 14th Finance Commission recommendations, following which the responsibility for allocating for children now is largely with the states.

Year	Health BE	Development BE	Education BE	Protection BE
2012-2013	0.18	1.10	3.44	0.04
2013-2014	0.16	1.10	3.34	0.03
2014-2015	0.16	1.06	3.26	0.04
2015-2016	0.13	0.51	2.57	0.05
2016-2017	0.12	0.77	2.40	0.03
2017-2018	0.12	0.80	2.34	0.05
2018-2019	0.13	0.82	2.25	0.05
2019-2020	0.12	0.85	2.19	0.07



Cut back in Allocations

There are several schemes that have seen a cut back in the current budget:

Programmes & Schemes	2018-2019	2018-2019	2019-2020	Actual Decrease	2019-2020
	BE (Rs. Crore)	RE (Rs. Crore)	BE (Rs. Crore)		Decrease in Allocation over the last year (%)
Health Schemes					
Manufacture of Sera and BCG Vaccine	96.53	75.23	87.93	-8.60	-8.91
Child Care Training Centre, Singur	28.17	26.23	23.50	-4.67	-16.58
Education Schemes					
Sarva Shiksha Abhiyan (SSA)	26128.81	26128.81	0.00	-26128.81	-100.00
Rastriya Madhyamik Shiksha Abhiyan (RMSA)	4213.00	4164.00	0.00	-4213.00	-100.00
National Scheme for Incentive to Girls for Secondary Education (SUCCESS)	255.90	255.90	100.00	-155.90	-60.92
Post Matric Scholarship for Minorities	692.00	500.00	496.01	-195.99	-28.32
Grants-in-Aid to Maulana Azad Education Foundation	125.01	123.76	90.00	-35.01	-28.01
Up-gradation of Merit of SCs Students	0.01	0.00	0.00	-0.01	-100.00

Assistance to Voluntary Organisation for OBCs	5.00	0.00	0.00	-5.00	-100.00
Pre matric scholarship for OBCs	232.00	118.80	220.00	-12.00	-5.17
Scholarship to students (Chandigarh)	0.86	0.54	0.55	-0.31	-36.05
School Health Scheme (Chandigarh)	1.83	1.83	0.00	-1.83	-100.00
National Service Scheme	0.67	0.57	0.65	-0.02	-2.99
Merit cum Means based scholarships	522.00	402.00	366.43	-155.57	-29.80
Umbrella Scheme for Education of ST Children	1936.00	0.00	0.00	-1936.00	-100.00
Tribal Education (Pre-Matric Scholarship)	350.00	310.00	340.00	-10.00	-2.86
Development Schemes					
Rajiv Gandhi National Crèche Scheme	128.39	30	50	-78.39	-61.06
World bank Assisted ICDS Systems Strengthening & Nutrition Improvement Project	71.3	71.3	0	-71.30	-100.00
Production of Children's Films(CFSI)/Children's Films Society of India	10	1.01	2.3	-7.70	-77.00
National Programme for Youth and Adolescent Development	25	25	21	-4.00	-16.00
Crèche Facilities in ITBP	0.11	0.1	0.06	-0.05	-45.45
Grant-in-aid to Voluntary Organisation working for Welfare of STs (Ministry of Tribal Affairs)	130	120	110	-20.00	-15.38
Development of Women & Children (Lakshadweep)	3.32	3.32	1.58	-1.74	-52.41
Inspired Award MANAK (Department of Science and Technology)	88.35	69.35	68	-20.35	-23.03
Protection Schemes					
Improvement in working conditions of child/women labour (National Child Labour Project)	120	93.5	100	-20.00	-16.67
Scheme for welfare of working children in need of care and protection (CNCP)	0.01	0.01	0	-0.01	-100.00

While there are some major cutbacks, the reduction in the budget for Sarva Shiksha Abhiyaan (SSA) and Rastriya Madhyamik Shiksha Abhiyan (RMSA) is because of the creation of the Samagra Shiksha Abhiyaan with an allocation of Rs. 36322 crores. This scheme is also meant to include teacher education. It has a total increase of INR 5109.49 crores, which is an increase of 16.4 per cent (calculated based on allocations for SSA, RMSA and teacher training last year).

Does that herald the right to compulsory education being extended to secondary education and 18 years?

Naari tu Naarayani: Contradictions

The honourable Finance Minister announced in her budget speech that the government believes that woman/*nari is narayani* - goddess. How then does she explain the following in the budget for the Bharat ki nari?

Schemes for Girl Child	BE (2018-19) (in Cr.)	BE (2019-20) (In Cr.)	Decrease in Allocation (In Cr.)
National Scheme for Incentive to Girl Child for Secondary Education	255.9	100	-155.9
Beti Bachao Beti Padhao	280	280	0
National Creche Scheme	128.39	50	-78.39
Scheme for Adolescent Girls	500	300	-200
Ujjwala	50	30	-20
Women Helpline	28.8	17.78	-11.02

Beti Bachao Beti Padhao- An Exercise in Behavioural Economics?

The allocation for Beti Bachao Beti Padhao has remained the same as last year (280 Crores). The Economic Survey 2018-19 recommends incorporating insights from behavioural economics to change behaviour, giving credit to initiatives such as *Beti Bachao Beti Padhao* for improving child sex ratios, particularly in large states where the child sex ratio was poor. It goes on to state that “the campaign has had the maximum impact in states that plausibly also needed the greatest pivot in their social norms.”¹ However, it fails to provide corresponding data to show any improvement and the last available data on child sex ratio is from the 2011 Census of India, which cannot be relied upon if one has to assess the impact of *Beti Bachao Beti Padhao*. On the contrary, Niti Aayog’s data on Sex-Ratio at Birth suggests a decline in 18 out of the 21 states for which data is analysed.

S. No.	State	2013-15	2012-14
1.	Andhra Pradesh	918	919
2.	Assam	900	918
3.	Bihar	916	907
4.	Chhattisgarh	961	973
5.	Delhi	869	876
6.	Gujarat	854	907
7.	Haryana	831	866
8.	Himachal Pradesh	924	938
9.	Jammu & Kashmir	899	899
10.	Jharkhand	902	910
11.	Karnataka	939	950
12.	Kerala	967	974
13.	Madhya Pradesh	919	927
14.	Maharashtra	878	896
15.	Odisha	950	953
16.	Punjab	889	870
17.	Rajasthan	861	893
18.	Tamil Nadu	911	921
19.	Uttar Pradesh	879	869
20.	Uttarakhand	844	871
21.	West Bengal	951	952
	India	900	906

¹ Economic Survey of India 2018-19, Volume 1, page 13-14.

Child Labour - Visibly Invisible?

With a new law enacted to address child labour, one would have expected to see resources being placed to ensure that there is elimination of child labour. Instead it is depressing to see the cut back in allocations for the only programme in the country addressing child labour - Improvement in working conditions of child/women labour (National Child Labour Project Scheme) by over 16 per cent.

NCLP is the only scheme focussed on addressing child labour in the country. It is a central sector scheme where 100% of the funding is provided by the Government of India through the Ministry of Labour and Employment.

Metric	Value
Children Identified Since launch of PENCIL	128106
Children currently Enrolled in STC	67983
Mainstreamed from STC Since launch of PENCIL	36163
District Nodal Officer Appointed	611

An online portal, PENCIL, was launched on 26.09.2017 for better monitoring & reporting system to ensure effective implementation of the provisions of the amended Child Labour (Prohibition & Regulation) Act, 1986 and National Child Labour Project (NCLP) Scheme. The cost of implementing PENCIL as per the 2016 annual budget norms available on the PENCIL web portal https://pencil.gov.in/uploads/annual_budget/ANNUALBUDGET2016.pdf is 30 Lakh per District. This amounts to 84.98 Crores for 319 districts covered under PENCIL, assuming that all 319 districts do not have a vehicle, as otherwise the cost would go up. With the NCLP Budget for 2019-20 going down in 2019-20, only reinforces the lack of commitment to address the problem and assumes that children working in family enterprises require no monitoring.

Theme of World Day against Child Labour for the year 2019 is **'Children shouldn't Work in Fields, but on Dreams'** which focuses on the importance of ending child labour and calls for evolving strategies to end child labour.

Shri Heeralal Samariya, Secretary, Ministry of Labour and Employment, in his inaugural address said that government is adopting a multi prong strategy to combat the problem of Child Labour and emphasized on the importance of implementation of the various acts and rules to eliminate the child labour. He said the ideal place for a child is school and not work. The secretary further said that government has enacted the Child Labour (Prohibition and Regulation) Amendment Act, 2016 which came into force with effect from September 01, 2016. Now the employment of a Child below 14 years is completely prohibited in any occupation or processes. The Amendment prohibits the employment of adolescent (14-18 years) in hazardous occupations and processes. He further said that census 2011 shows decline in Child Labour which has come down to 1.01 crore as compared to 1.26 crore in 2001

<http://pib.nic.in/PressReleaseIframePage.aspx?PRID=1573993>

Increase in Budget Allocations

Some schemes have seen substantial increase. For example, while there are cut backs in some of the schemes for education of tribal children there is a 1400 per cent increase for scheme for boys hostel from the Ministry of Social Justice and Empowerment.

107 per cent increase in budget for Integrated Child Protection Scheme is very welcome. It is also heartening to see that 98 per cent of the budget allocated in 2017-18 was spent in the same year (AE figures). In all probability the cost of child protection has gone up over the years with the cost every other service escalating. Yet, for now, there is a feel good factor in the 2019-20 budget for child protection services finally meeting requirements for ICPS stated in the Eleventh Five Year Plan.

Increase but not enough: Sanction for Anganwadis

While the budget for Anganwadi Services has increased from Rs. 16334.88 Cr (BE: 2018-19) to Rs. 19834.37 Cr (BE: 2019-20), the target set for Number of Anganwadis sanctioned in the Output Outcome Framework for 2019-20 remains the same at 14 lakh Anganwadis, while that for number of operational Anganwadis is 13.83 lakh. In real terms, despite a 21.4 per cent increase in the allocation for Anganwadi Services, the only expected output is operationalisation of an additional 20,000 Anganwadis.

Table: 5 Schemes with more than 100% Increase in Allocations				
Programmes & Schemes	2018-19	2018-19	2019-20	Percent increase in Allocation over the last year
	BE	RE	BE	
Education Schemes				
Girls Hostel for SCs	15.55	2.00	46.38	198.26
Boys Hostel for SCs	0.50	1.20	7.50	1400.00
Post Matric Scholarship for OBCs	110.00	98.33	272.00	147.27
Boys and Girls Hostel for OBCs	5.00	3.00	15.00	200.00
Pre-Matric Scholarship for SCs	125.00	98.51	355.00	184.00
Mid Day Meal for children (Chandigarh)	5.50	5.50	12.00	118.18
Development Schemes				
ATAL Mission for Rejuvenation and urban transformation(AMRUT)	120	189.32	514	328.33
Protection Schemes				
Scheme for prevention of alcoholism and substance (Drug) abuse	5	12	13	160.00
Integrated Child Protection Scheme	725	925	1500	106.90

How is this child Specific?

The Atal Mission for Rural Urban Transformation (AMRUT) has observed a significant increase of 328 per cent against the previous year. On the contrary, the AMRUT scheme covers water supply, sewerage and septic management, storm water drainage, non-motorise urban transport and green space/parks. It is difficult to understand how a scheme with such wide mandate covers children's needs specifically as has been indicated in the Budget Circular this year.

The Trillion Dollar Economy's Children should thus be happy that their overall share in the Union has not gone down and wait for what comes their way next year.